

GD157 Motiongraphics

Welcome

Dr. Laura Huisinga

Email: lhuisinga@CSUfresno.edu

Class website: laurahuisinga-design.com/GD157

Links


Class Website: <http://laurahuisinga-design.com/GD157>

Syllabus: http://laurahuisinga-design.com/GD157/_IMG/GD157Syllabus_F17MW.pdf


Google Classroom: <https://classroom.google.com/u/1/c/NzExODYwMzYwMFpa>



12 Animation Principles



SQUASH & STRETCH



the12principles.tumblr.com/post/84179300674/squash-stretch

[CodePen](#)

[YouTube](#)

ANTICIPATION




<http://the12principles.tumblr.com/post/84179271499/anticipation>

[CodePen](#)

[YouTube](#)

STAGING

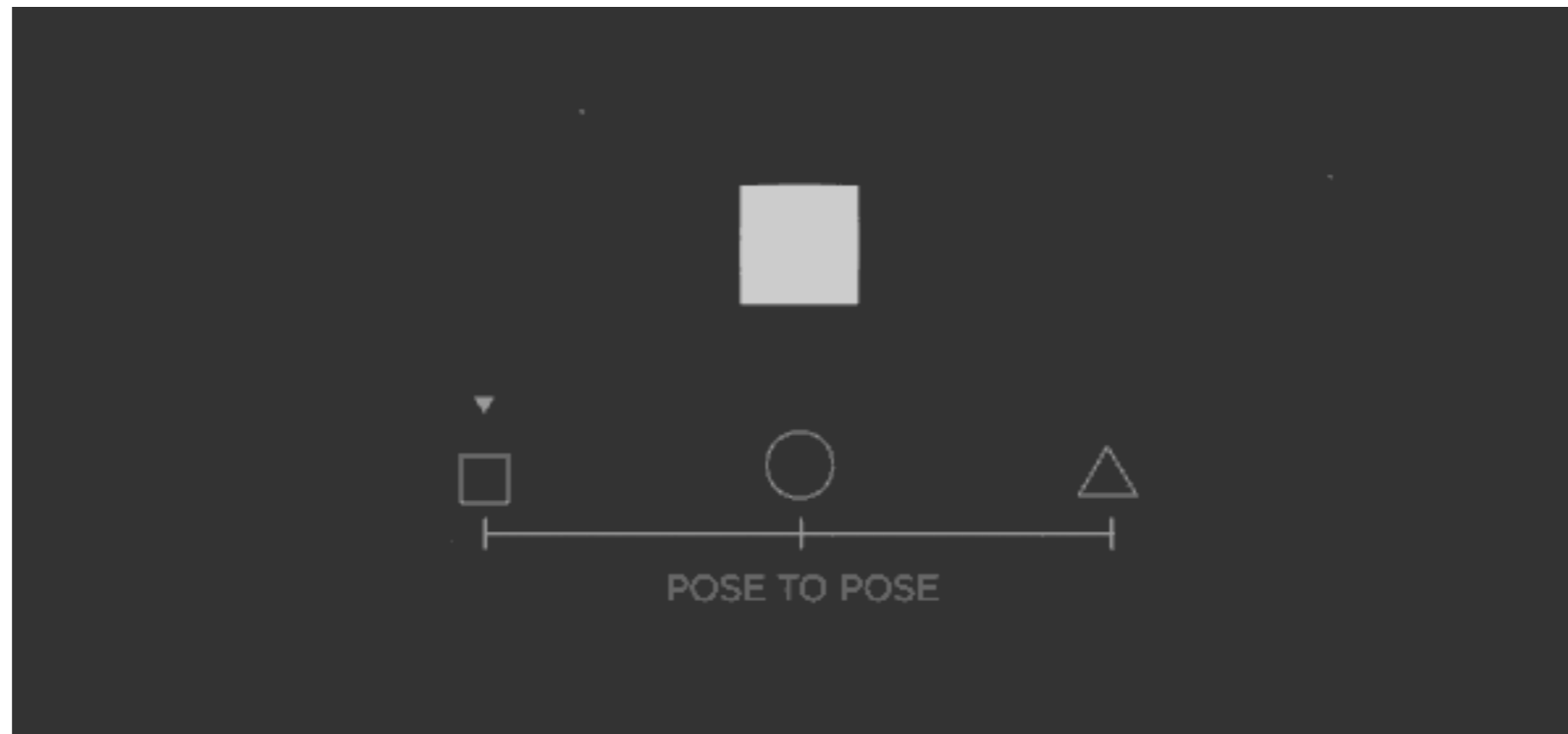


<http://the12principles.tumblr.com/post/84179241059/staging>

[CodePen](#)

[YouTube](#)

STRAIGHT AHEAD & POSE TO POSE



<http://the12principles.tumblr.com/post/84179180509/straight-ahead-pose-to-pose>

[CodePen](#)

[YouTube](#)

FOLLOW THROUGH & OVERLAPPING



<http://the12principles.tumblr.com/post/84177204689/follow-through-overlapping>

[CodePen](#)

[YouTube](#)

SLOW IN & SLOW OUT



<http://the12principles.tumblr.com/post/84177132184/slow-in-slow-out>

[CodePen](#)

[YouTube](#)

ARCS




<http://the12principles.tumblr.com/post/84177008544/arcs>

[CodePen](#)

[YouTube](#)

SECONDARY ACTION




<http://the12principles.tumblr.com/post/84176923119/secondary-action>

CodePen

YouTube

TIMING



<http://the12principles.tumblr.com/post/84176765864/timing>

CodePen

YouTube

EXAGGERATION



<http://the12principles.tumblr.com/post/84176726604/exaggeration>

CodePen

YouTube

SOLID DRAWINGS



<http://the12principles.tumblr.com/post/84175744754/solid-drawings>

[CodePen](#)

[YouTube](#)

APPEAL



<http://the12principles.tumblr.com/post/84175638939/appeal>

CodePen

YouTube

Analyze

Group activity: Analyze several Motiongraphics as a group for 12 animation principles

<http://www.howdesign.com/web-design-resources-technology/12-basic-principles-animation-motion-design/>

<https://www.youtube.com/watch?v=3KORzZGpyds>

In pairs analyze a motiongraphic and post to Goggle classroom.

- 1. Which 12 animation principles do you see being used and how are they used?**
- 2. Are the principles being used well? What could improve the motion graphic?**

AF Activity

1. Create new 10sec composition.
2. Add a layer of solid color.
3. Add an image Layer.
4. Add a text layer.
5. Move the solid color layer on top of your image and text layers.
6. Use key frames in the timeline to fade the solid layer from opacity 100% to opacity 0% after 3 seconds. Now fade from 0% opacity to 100% opacity using key frames from 7sec to 10sec.

Create a count down clock <https://www.editingcorp.com/countdown-timer-after-effects/>

